Lifex-M

- Complete with high efficiency LED strip lights
- Low consumption
- Compact size
- Easy to install
- Zone 1, 2, 21, 22
- 5 years warranty
- IK09 (IK10 with protective cage)

PATENTED

Fastening brackets adjustable

Aluminium alloy extrusion

Metal cable glands

Fastening brackets with 2 holes M8, adjustable 0° to ±30°
"Cortem Group Technology"



LifEx-M series Linear LED lighting fixture in aluminum

LifEx-M lighting fixtures are the first LED native linear fixtures, featuring an innovative design by Cortem Group, created in response to customer requirements.
The product architecture has been carefully designed. The aim is to manage the full product lifecycle optimally as part of a circular economy, and maximise the product's useful life. The result is a compact, lightweight lighting fixture that is easy to install, while also being robust and long lasting.
They feature a high-quality anodised aluminium body and a glass diffuser which is resistant to impact and high temperatures. They have an innovative bracket mechanism, with no fixed interaxis spacing limitations, which makes them easy to install or retrofit and means the lighting fixture can be rotated to -30°/0°/+30°. The LifEx range comes in different lengths with a wide array of voltage and power specifications. The range has been optimally designed and certified according to the installation zone and, in addition to passing all tests required by the regulations, it has passed additional mechanical and electrical tests such as vibration testing, IP66, soft start, surge testing and more.
The use of high-power LED strip lights provides a lumen output from 1,000 lm to 15,500 lm, making the range highly efficient and long lasting in terms of its electronics and light engineering.

Sectors of application:



Offshore facilities | Agribusiness facilities | Onshore facilities | Low temp. environments | Chemical and petrochemical facilities | Waste water treatment plants | Naval installations | 100% produced by Cortem

CERTIFICATE DATA

Classification:	Group II	Category 2GD/3G	
Installation: EN 60079.14	zone 1, 2, 21, 22 *LifEx-ME*	zone 2, 21, 22 *LifEx-MN*	
Marking:	CE 0722 Ex II 2GD - Ex db eb mb IIC T.. Gb - Ex tb IIIC T..°C Db - IP66		*LifEx-ME*
	CE Ex II 3G - Ex nR IIC T.. Gc CE 0722 Ex II 2D - Ex tb IIIC T..°C Db - IP66		*LifEx-MN*
Certificate:	ATEX CML 20 ATEX 3018X		*LifEx-ME*
	ATEX CML 20 ATEX 3019X ATEX CML 20 ATEX 3018X		*LifEx-MN*
	IEC Ex CML 20.0008X	For all IEC Ex, INMETRO, TR CU and UKEX certificate data download the certificate from www.cortemgroup.com	
	UKEX AVAILABLE		
	INMETRO AVAILABLE		
	UL PENDING		
Standards:	CENELEC EN60079-0: 2018, EN60079-1: 2014, EN60079-7: 2015-18, EN60079-15: 2019, EN60079-18: 2015-17, EN60079-31: 2024, EN60598-2-22 and EUROPEAN DIRECTIVE 2014/34/EU IEC60079-0: 2017, IEC60079-1: 2014, IEC60079-15: 2017, IEC60079-18: 2017, IEC60079-31: 2022, IEC60079-7: 2017 European Directive 2004/108 Electromagnetic compatibility European Directive 2012/19/UE, 2002/96/CE, 2003/108/CE WEEE European Directive 2011/65/UE RoHS		
Temperature class:	For all permitted ambient temperature classes, please see the "Selection tables"		
Ambient temperature:	-60°C for models without a battery -20°C or -60°C* for versions with a battery	For all permitted ambient temperature ranges, please see the "Selection tables"	
Degree of protection:	IP66		

-60°C

* Emergency lighting fixture with special battery for -60°C

LifEx-M series Linear LED lighting fixture in aluminum



NO PHOTOBIOLOGICAL RISK
(IEC / EN 62471 STANDARD)

ORIGINAL PRODUCT



For more information on electrical connectors see link:
www.cortemgroup.com/fastex-m

MECHANICAL FEATURES

Body:	Aluminium alloy extrusion and end caps, resistant to atmospheric and marine corrosion
Clear part:	Tempered glass resistant to shocks, impact and UV rays
Gaskets:	Acid and hydrocarbon resistant silicone
Internal frame:	Aluminium extrusion
Screws:	Stainless steel
Entry points:	Max. 4 entries Ø25.5. Standard version with 2 holes Ø20.5 side (1) complete with 1 NAV20IB and 1 PLG1IB. For the other versions, plugs and cable glands are on request
Assembly:	Fastening brackets for M8 holes, adjustable 0° to ±30°

ELECTRICAL FEATURES

Power unit:	Electronic
Rated voltage:	110-277 Vac (for more information, see the Selection tables)
Rated frequency:	50/60 Hz
Connection:	Directly to the terminal board L, N, Pe cross sec. max. 4 mm^2 jumpered terminal board suitable for in-out from a single side
Emergency unit:	Electronic inverter 110/277 Vac 50/60 Hz, 110/270 Vdc. Batteries Ni/Mh, 1.8 Ah or 3 Ah, 6V Battery charging monitored by high luminosity green LED
Cabling:	Rigid cables for high temperatures

ACCESSORIES UPON REQUEST / SPECIAL REQUESTS

Pole fastening mechanism
Cage
Coloured LED strip lights
Emergency lighting fixture with battery box to facilitate battery maintenance/replacement operations (example code: LifEx-ME-1230N-A**E**)
Emergency lighting fixture with battery heater (internal component) for ambient temperatures of -60°C, supplied voltage 230Vac. (example code: LifEx-ME-1230N**H**)
Connection through wiring (code example: LifEx-ME-1230-AA**T**)
Dimming of lighting fixtures with DALI standard (Contact our Sales Office for availability)
Driver multirange
Vdc voltage range
Cable gland and plugs
Electrical connectors

The LifEx is a range of tubular LED lighting fixtures that are available in two different configurations for different applications, designated as the LifEx-ME and LifEx-MN.



LifEx-ME

The "ME" versions are designed to be used in ATEX areas classified as "Zone 1-2" and "Zone 21-22", that is where the equipment installed must guarantee a high level of protection both in the presence of mixtures of gases, vapours and mists (Zone 1) and in the presence of combustible dusts and particles (Zone 21). LifEx-ME has an EPL (Equipment Protection Level) Gb, Db.
This safety is guaranteed by a combination of protection methods 'Ex db eb mb' for gas and 'Ex tb' for dust.

LifEx-MN

The "MN" versions are designed to be used in ATEX areas classified as "Zone 2" and "Zone 21-22", that is where the equipment installed must guarantee a normal level of protection in the presence of mixtures of gases, vapours and mists (Zone 2), and a high level of protection against dusts and combustible particles (Zone 21). LifEx-MN has an EPL (Equipment Protection Level) Gc, Db.
This safety is guaranteed by the 'Ex nR' protection methods for gases and 'Ex tb' for dusts.

DIMENSIONAL DRAWING

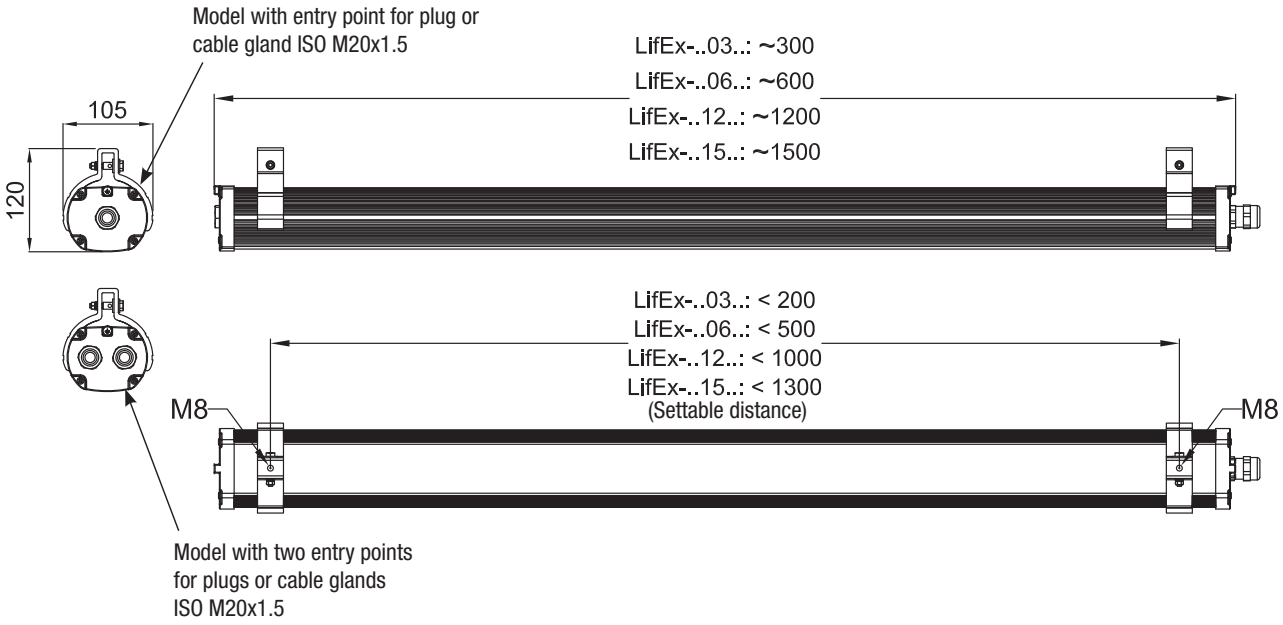

LifEx-M series Linear LED lighting fixture in aluminum

Selection table.

Temperature classes and maximum surface temperatures.

Normal operation

Code	Real power Watt	Rated power Watt	Supply voltage Volt	Temperature class / Maximum surface temperature +40°C	+50°C	+60°C	Lumen lm	Light intensity cd	Overall efficiency Lm/W	Weight kg	mm
LifEx-ME-0315	13,9	15,0	220-240 Vac	T57°C/T6	T67°C/T6	T77°C/T6	1865	738	134	1,5	541x103x132
LifEx-ME-0330	26,6	30,0	220-240 Vac	T58°C/T6	T68°C/T6	T78°C/T5	3697	1345	140	1,5	541x103x132
LifEx-ME-0615	15,0	15,0	220-240 Vac	T57°C/T6	T67°C/T6	T77°C/T6	2008	777	134	2,5	840x103x132
LifEx-ME-0630	26,2	30,0	110-277 Vac	T80°C/T6	T90°C/T5	T100°C/T4	3677	1345	140	2,5	840x103x132
LifEx-ME-0645	43,5	45,0	110-277 Vac	T83°C/T5	T93°C/T5	-	6200	2248	143	2,5	840x103x132
LifEx-ME-0660	54,5	60,0	110-277 Vac	T95°C/T5	-	-	8011	2924	147	2,5	840x103x132
LifEx-ME-1230	29,0	30,0	110-277 Vac	T60°C/T6	T70°C/T6	T80°C/T6	4112	1451	142	3,5	1398x103x132
LifEx-ME-1260	55,7	60,0	110-277 Vac	T80°C/T6	T90°C/T5	T100°C/T4	8316	2930	149	3,5	1398x103x132
LifEx-ME-1290	79,3	90,0	120-277 Vac	T89°C/T5	T99°C/T4	T109°C/T4	12228	4323	154	3,5	1398x103x132
LifEx-ME-12120	102,6	120,0	220-277 Vac	T91°C/T5	T101°C/T4	-	16029	5662	156	3,4	1398x103x132
LifEx-ME-1590	78,6	90,0	120-277 Vac	T89°C/T5	T99°C/T4	T109°C/T4	11926	4204	152	4,0	1738x103x132

Normal operation + emergency

Code	Real power Watt	Rated power Watt	Supply voltage Volt	Temperature class / Maximum surface temperature +40°C	+50°C	+60°C	Lumen lm **	Discharge time in minutes	Weight kg	mm
LifEx-ME-0615N	15,0	15,0	220-240 Vac	T57°C/T6	T67°C/T6	T77°C/T6	980	90	3,0	840x103x132
LifEx-ME-0630N	26,2	30,0	220-240 Vac	T80°C/T6	T90°C/T5	T100°C/T4	980	90	3,0	840x103x132
LifEx-ME-1230N*	29,0	30,0	110-277 Vac	T60°C/T6	T70°C/T6	T80°C/T6	994	180	4,5	1398x103x132
LifEx-ME-1260N*	55,7	60,0	110-277 Vac	T80°C/T6	T90°C/T5	T100°C/T4	994	180	4,5	1398x103x132
LifEx-ME-1590N*	78,6	90,0	120-277 Vac	T89°C/T5	T99°C/T4	T109°C/T4	932	180	5,0	1738x103x132

Emergency operation only

Code	Supply voltage Volt	Temperature class / Maximum surface temperature +40°C	+50°C	+60°C	Lumen lm	Discharge time in minutes	Weight kg	mm
LifEx-ME-0615E*	110-277 Vac	T57°C/T6	T67°C/T6	T77°C/T6	1167	90	2,5	840x103x132
LifEx-ME-1230E*	110-277 Vac	T60°C/T6	T70°C/T6	T80°C/T6	1151	90	3,5	1398x103x132

* Models with emergency feature available -60°C

** Lumen in emergency operation.
The lumens in normal operation are the same as the versions without "N".

ORDER CODE LOGIC

LifEx-ME | | | | Options | | |
(1) (2)

LifEx-ME Fixed code
Zone 1, 2, 21, 22

Lighting fixture length
03 300 mm per 15W, 30W
06 600 mm per 15W, 30W, 45W, 60W,
12 1200 mm per 30W, 60W, 90W, 120W
15 1500 mm per 90W

Lighting fixture power
15 15W **60** 60W
30 30W **90** 90W
45 45W **120** 120W

Operation
n.a. Normal
N Normal + emergency
E Emergency only
NH Normal + emergency for -60°C. Supplied voltage 230Vac.
EH Emergency only for -60°C. Supplied voltage 230Vac.

Position of internal connection terminals



Number and type of holes for side cable entry (1)
A N°1 hole Ø20,5
B N°2 holes Ø20,5
C N°1 hole Ø25,5
D N°2 holes Ø25,5

Number and type of holes for side cable entry (2)
A N°1 hole Ø20,5
B N°2 holes Ø20,5
C N°1 hole Ø25,5
D N°2 holes Ø25,5
X Without holes
E Battery box

n.a. Standard lighting fixture with 2 holes ∅20,5 on the side (1) (with 1xNAV20IB 1xPLG1IB) cover without holes on the side (2) Example code LifEx-ME-0615 **n.a.**

Assembly
n.a. N ° 2 fixings (Standard)
IX Pole mount mechanism

Selection table.

Temperature classes and maximum surface temperatures.

Normal operation

Code	Real power Watt	Rated power Watt	Supply voltage Volt	Maximum surface temperature +40°C	+50°C	+60°C	Lumen lm	Light intensity cd	Overall efficiency Lm/W	Weight kg	mm
LifEx-MN-0315	13,9	15,0	220-240 Vac	T57°C/T6	T67°C/T6	T77°C/T6	1865	738	134	1,5	541x103x132
LifEx-MN-0330	26,6	30,0	220-240 Vac	T58°C/T6	T68°C/T6	T78°C/T5	3697	1345	140	1,5	541x103x132
LifEx-MN-0615	15,0	15,0	220-240 Vac	T57°C/T6	T67°C/T6	T77°C/T6	2008	777	134	2,0	840x103x132
LifEx-MN-0630	26,2	30,0	110-277 Vac	T80°C/T6	T90°C/T5	T100°C/T4	3677	1345	140	2,0	840x103x132
LifEx-MN-0645	43,5	45,0	110-277 Vac	T83°C/T5	T93°C/T5	-	6200	2248	143	2,0	840x103x132
LifEx-MN-0660	54,5	60,0	110-277 Vac	T95°C/T5	-	-	8011	2924	147	2,0	840x103x132
LifEx-MN-1230	29,0	30,0	110-277 Vac	T60°C/T6	T70°C/T6	T80°C/T6	4112	1451	142	3,0	1398x103x132
LifEx-MN-1260	55,7	60,0	110-277 Vac	T80°C/T6	T90°C/T5	T100°C/T4	8316	2930	149	3,0	1398x103x132
LifEx-MN-1290	79,3	90,0	120-277 Vac	T89°C/T5	T99°C/T4	T109°C/T4	12228	4323	154	3,0	1398x103x132
LifEx-MN-12120	102,6	120,0	220-277 Vac	T91°C/T5	T101°C/T4	T111°C/T4	16029	5662	156	3,4	1398x103x132
LifEx-MN-1590	78,6	90,0	120-277 Vac	T89°C/T5	T99°C/T4	T109°C/T4	11926	4204	152	3,5	1738x103x132

Normal operation + emergency

Code	Real power Watt	Rated power Watt	Supply voltage Volt	Maximum surface temperature +40°C	+50°C	+60°C	Lumen lm **	Discharge time in minutes	Weight kg	mm
LifEx-MN-0615N	15,0	15,0	220-240 Vac	T57°C/T6	T67°C/T6	T77°C/T6	980	90	3,0	840x103x132
LifEx-MN-0630N	26,2	30,0	220-240 Vac	T80°C/T6	T90°C/T5	T100°C/T4	980	90	3,0	840x103x132
LifEx-MN-1230N*	29,0	30,0	110-277 Vac	T60°C/T6	T70°C/T6	T80°C/T6	994	180	4,5	1398x103x132
LifEx-MN-1260N*	55,7	60,0	110-277 Vac	T80°C/T6	T90°C/T5	T100°C/T4	994	180	4,5	1398x103x132
LifEx-MN-1590N*	78,6	90,0	120-277 Vac	T89°C/T5	T99°C/T4	T109°C/T4	932	180	5,0	1738x103x132

Emergency operation only

Code	Supply voltage Volt	Maximum surface temperature +40°C	+50°C	+60°C	Lumen lm	Discharge time in minutes	Weight kg	mm
LifEx-MN-0615E*	110-277 Vac	T57°C/T6	T67°C/T6	T77°C/T6	1167	90	2,0	840x103x132
LifEx-MN-1230E*	110-277 Vac	T60°C/T6	T70°C/T6	T80°C/T6	1151	90	3,0	1398x103x132

* Models with emergency feature available -60°C

** Lumen in emergency operation. The lumens in normal operation are the same as the versions without "N".

ORDER CODE LOGIC

LifEx-MN | | | | Options | | |

(1) (2)

LifEx-MN Fixed code
Zone 2, 21, 22

Lighting fixture length
03 300 mm per 15W, 30W
06 600 mm per 15W, 30W, 45W, 60W,
12 1200 mm per 30W, 60W, 90W, 120W
15 1500 mm per 90W

Lighting fixture power
15 15W **60** 60W
30 30W **90** 90W
45 45W **120** 120W

Operation
n.a. Normal
N Normal + emergency
E Emergency only
NH Normal + emergency for -60°C. Supplied voltage 230Vac.
EH Emergency only for -60°C. Supplied voltage 230Vac.

Position of internal connection terminals



Number and type of holes for side cable entry (1)
A N°1 hole Ø20,5
B N°2 holes Ø20,5
C N°1 hole Ø25,5
D N°2 holes Ø25,5

Number and type of holes for side cable entry (2)
A N°1 hole Ø20,5
B N°2 holes Ø20,5
C N°1 hole Ø25,5
D N°2 holes Ø25,5
X Without holes
E Battery box

n.a. Standard lighting fixture with 2 holes ∅20,5 on the side (1) (with 1xNAV20IB 1xPLG1IB) cover without holes on the side (2) Example code LifEx-ME-0615 **n.a.**

Assembly
n.a. N ° 2 fixings (Standard)
IX Pole mount mechanism

Electrical features	LifEx-ME-03..	LifEx-ME-06..	LifEx-ME-12..	LifEx-ME-15..
Rated frequency:	50-60 Hz ±5%	50-60 Hz ±5%	50-60 Hz ±5%	50-60 Hz ±5%
Lamp real power consumption:	..15 13,9 W	..15 15,0 W	..30 29,0 W	..90 78,6 W
	..30 26,6 W	..30 26,2 W	..60 55,7 W	-
	-	..45 43,5 W	..90 79,3 W	-
	-	..60 54,5 W	..120 102,6 W	-
	-	-	-	-
Connection:	Direct connection to terminal board L, N, Pe. Section 4mm^2, suitable for loop-in/loop-out			
Power factor:	..15 0,96	..15 0,97	..30 0,93	..90 0,98
	..30 0,99	..30 0,93	..60 0,96	-
	-	..45 0,93	..90 0,98	-
	-	..60 0,96	..120 0,98	-
	-	-	-	-
Rated current:	..15 70 mA	..15 70 mA	..30 150 mA	..90 350 mA
	..30 150 mA	..30 150 mA	..60 250 mA	-
	-	..45 200 mA	..90 350 mA	-
	-	..60 250 mA	..120 500 mA	-
	-	-	-	-
EMC (Electromagnetic Compatibility):	EN 55015, EN 61547, IEC 61000-3-2, IEC 61000-3-3			
THD (Total Harmonic Distortion):	<4% 230 Vac, 50 Hz			
Over-voltage protection: (values valid for lamps in normal operation)	..15 2-4 kV	..15 2-4 kV	..30 4 kV	..90 4 kV
	..30 2-4 kV	..30 4 kV	..60 4 kV	-
	-	..45 4 kV	..90 4 kV	-
	-	..60 4 kV	..120 4 kV	-
Driver performance levels:	Over-Voltage Protection, Over-Current Protection, Short-Circuit Protection			
Dimmer (on request):	0-10V PWM			
Photometric features				
Multichip LED:	Mid power			
Viewing angle:	120°			
Colour temperature:	5000 K			
CRI:	>80			
Instant Restrike:	YES			
L90:	> 54000 hours			

Electrical features	LifEx-MN-03..	LifEx-MN-06..	LifEx-MN-12..	LifEx-MN-15..
Rated frequency:	50-60 Hz ±5%	50-60 Hz ±5%	50-60 Hz ±5%	50-60 Hz ±5%
Lamp real power consumption:	**..15** 13,9 W	**..15** 15,0 W	**..30** 29,0 W	**..90** 78,6 W
	..30 26,6 W	**..30** 26,2 W	**..60** 55,7 W	-
	-	**..45** 43,5 W	**..90** 79,3 W	-
	-	**..60** 54,5 W	**..120** 102,6 W	-
	-	-	-	-
Connection:	Direct connection to terminal board L, N, Pe. Section 4mm², suitable for loop-in/loop-out			
Power factor:	**..15** 0,96	**..15** 0,97	**..30** 0,93	**..90** 0,98
	..30 0,99	**..30** 0,93	**..60** 0,96	-
	-	**..45** 0,93	**..90** 0,98	-
	-	**..60** 0,96	**..120** 0,98	-
	-	-	-	-
Rated current:	**..15** 70 mA	**..15** 70 mA	**..30** 150 mA	**..90** 350 mA
	..30 150 mA	**..30** 150 mA	**..60** 250 mA	-
	-	**..45** 200 mA	**..90** 350 mA	-
	-	**..60** 250 mA	**..120** 500 mA	-
	-	-	-	-
EMC (Electromagnetic Compatibility):	EN 55015, EN 61547, IEC 61000-3-2, IEC 61000-3-3			
THD (Total Harmonic Distortion):	<4% 230 Vac, 50 Hz			
Over-voltage protection: (values valid for lamps in normal operation)	**..15** 2-4 kV	**..15** 2-4 kV	**..30** 4 kV	**..90** 4 kV
	..30 2-4 kV	**..30** 4 kV	**..60** 4 kV	-
	-	**..45** 4 kV	**..90** 4 kV	-
	-	**..60** 4 kV	**..120** 4 kV	-
Driver performance levels:	Over-Voltage Protection, Over-Current Protection, Short-Circuit Protection			
Dimmer (on request):	0-10V PWM			
Photometric features				
Multichip LED:	Mid power			
Viewing angle:	120°			
Colour temperature:	5000 K			
CRI:	>80			
Instant Restrike:	YES			
L90:	> 54000 hours			

LifEx-M series Linear LED lighting fixture in aluminum

ILLUSTRATION	DESCRIPTION	MODEL	FEATURES	CODE	KEY
	Rod	Length: 250 mm	Material: stainless steel	**BRF8MIN/250**	
	O-type eye bolt		Material: galvanized steel	**GOF-8**	
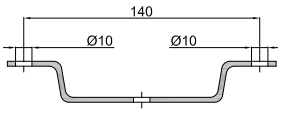	Bracket type U complete with screws		Material bracket: galvanized steel screws: stainless steel	**G-0609**	
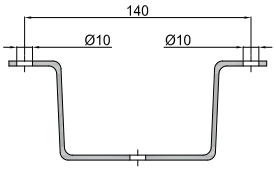	Bracket type V complete with screws		Material bracket: galvanized steel screws: stainless steel	**G-0610**	
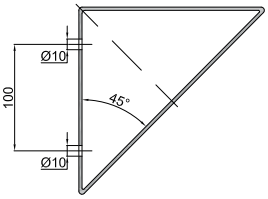	Bracket type D complete with screws		Material bracket: galvanized steel screws: stainless steel	**G-0611**	
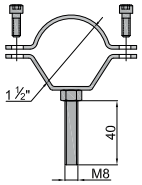	Bracket type P		Material: galvanized steel	**G-0480**	
	Cable gland		For cable gland models and codes, please see www.cortemgroup.com	**NAV20IB**	
	Resinated electronic power unit	LifEx-ME-0615		**EBM-30L/350**	
		LifEx-ME-0330		**EBM-30L/700**	
		from LifEx-ME-0630 to LifEx-ME-1590		**EBM-100L/350**	
	Electronic power unit and inverter	LifEx-MN-0315 LifEx-MN-0330 LifEx-MN-0615		**LEDDLIFEX10**	
		from LifEx-MN-0630 to LifEx-MN-1590		**LEDDLIFEX100**	
	Electronic power unit and inverter	LifEx-ME-0615N..		**EBL4040-2-15N**	
		LifEx-ME-0630N..		**EBL4040-2-30N**	
	Resinated inverter(LifEx-ME)	LifEx-ME-1230N.. LifEx-ME-1260N.. LifEx-ME-1590N.. LifEx-ME-0615E.. LifEx-ME-1230E..		**EIM-30L**	
	Not resinated (LifEx-MN	LifEx-MN-0615N.. LifEx-MN-1630N.. LifEx-MN-1230N.. LifEx-MN-1260N.. LifEx-MN-1590N.. LifEx-MN-0615E.. LifEx-MN-1230E..		**INVERTER/LED/NM**	

ILLUSTRATION	DESCRIPTION	MODEL	FEATURES	CODE	KEY
	Battery for -60°C	Duration 180 minutes	3 Ah	**G-0698**	RICAMBIO
	Battery unit	LifEx-M...-...E LifEx-ME-06-...N	NiMH, 1.8Ah	**G-1096/B**	RICAMBIO
		LifEx-MN-06...N LifEx-M...-12...N LifEx-M...-15...N	NiMH, 3Ah	**G-1097/F**	
	Battery box	Duration 180 minutes	3 Ah	**G-0707/3AH**	RICAMBIO
		Duration 90 minutes	1.8 Ah	**G-0707/1.8AH**	
	Pole bracket Ø1 1/2"	LifEx-M....	Material: galvanized steel	**G-0686**	ACCESSORIO RICAMBIO
	Protective cage kit	LifEx-M...-03...	Material: Stainless steel AISI 316L with electropolishing treatment	**G01-0675**	ACCESSORIO RICAMBIO
		LifEx-M...-06...		**G1-0675**	
		LifEx-M...-12...		**G2-0675**	
		LifEx-M...-15...		**G3-0675**	
	Electrical connectors	LifEx-M....	For models and codes, visit www.cortemgroup.com	**FASTEX...**	ACCESSORIO RICAMBIO

Pole mount mechanism, code G-0686

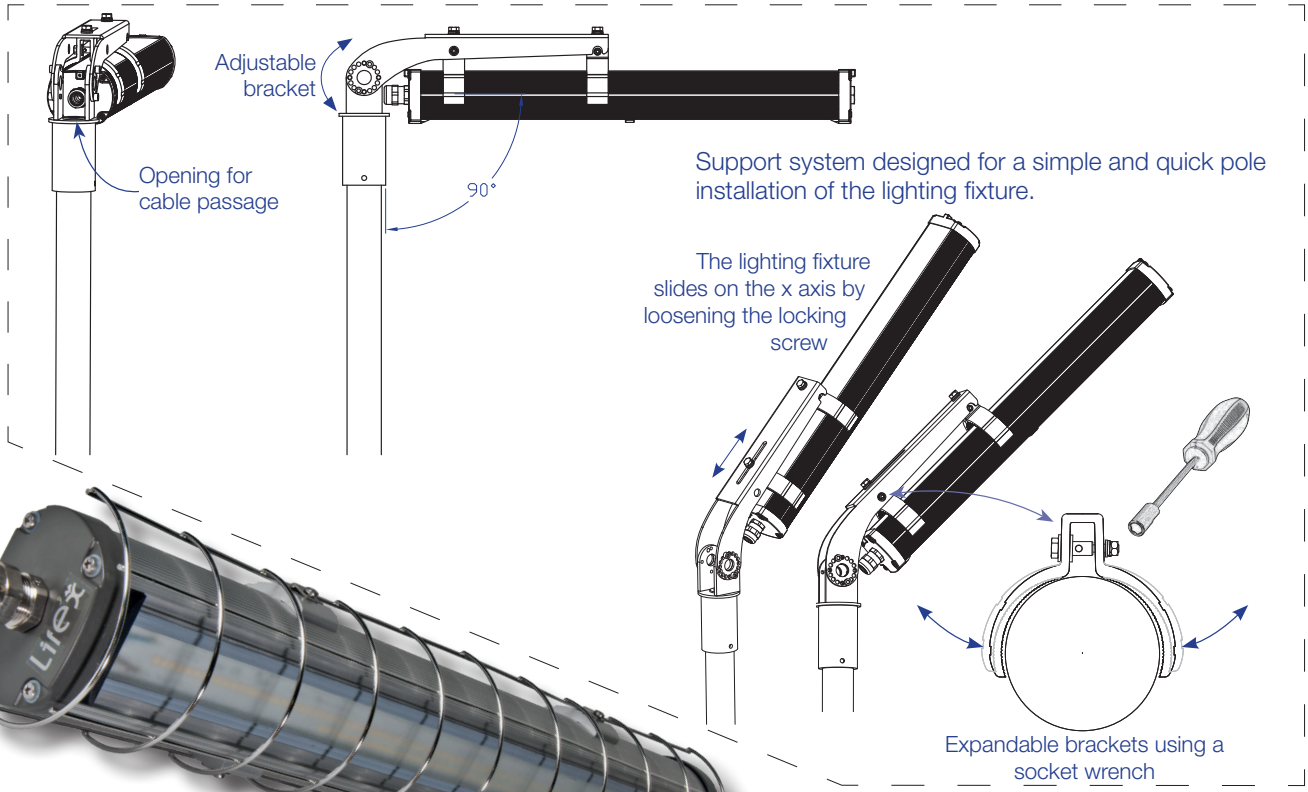

LifEx-M series lighting fixture with Kit for additional protection cage complete with support brackets and screws in stainless steel.

Typical assemblies with installation accessories



45° corner mount TYPE "D"



Ceiling mount, tall model TYPE "U"



Ceiling mount, tall model TYPE "V"



Suspended mount with eye bolt TYPE "O"



Ceiling mount with 250 mm rod



Mount with metal clamps 1 1/2" TYPE "P"

Pole mount mechanism with adjustable bracket



Adjustable 0° to ±30°

Emergency lighting fixture with battery box

Version to facilitate battery maintenance/replacement operations.



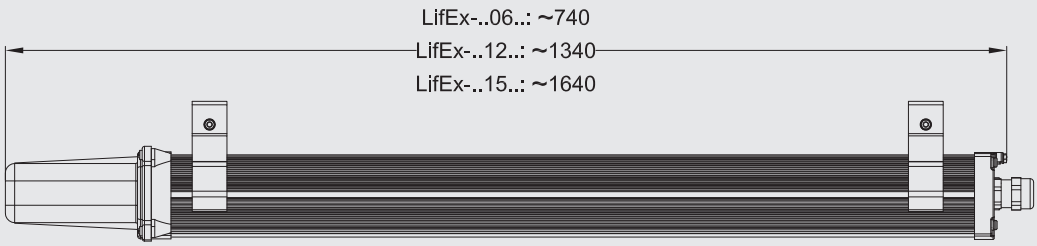

Versions available with cable entry in SIDE 1 only

Possible codes:
LifEx-M..-AE
LifEx-M..-BE
LifEx-M..-CE
LifEx-M..-DE

Example of light engineering study performed with LifEx lighting fixtures.

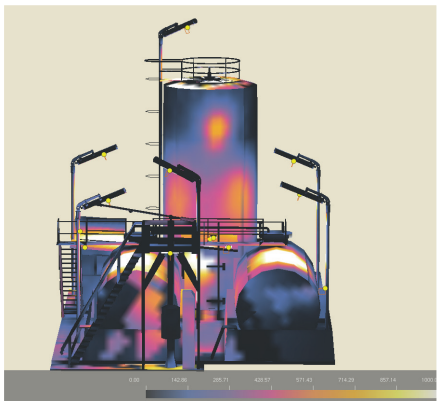





Floor lighting relating to **LifEx-ME-1590** expressed in lux in a room 6 m x 6 m with fixture at the centre at a height of **3.5 cm**.

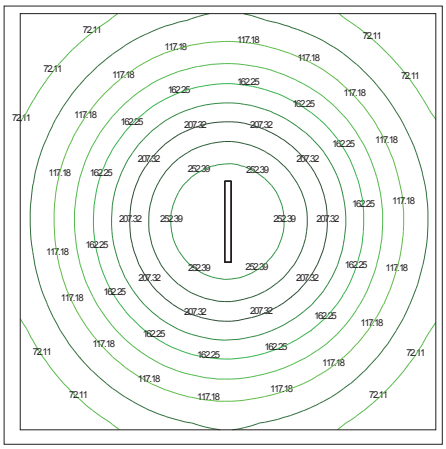

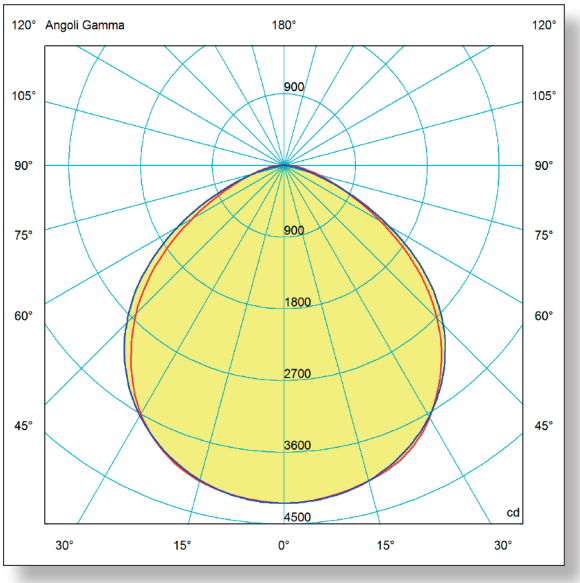

The lighting solution files for the design, planning and simulation of lighting levels in 2D-3D, rendering and ray-tracing are available from www.cortemgroup.com.

= level 90270
= level 0180